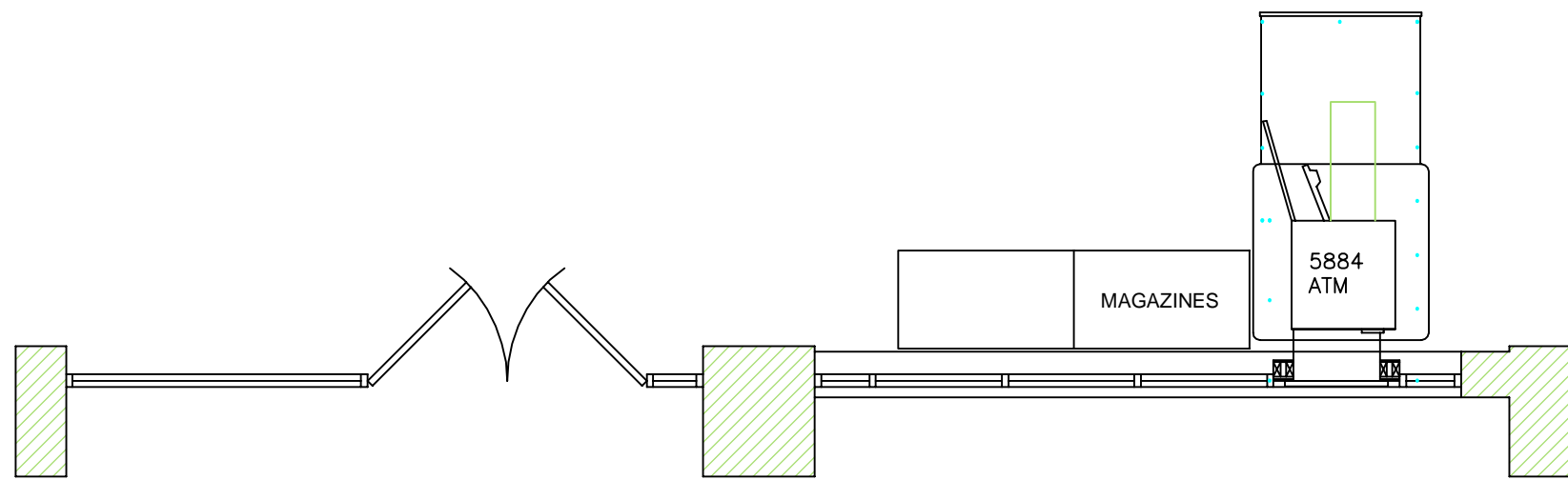
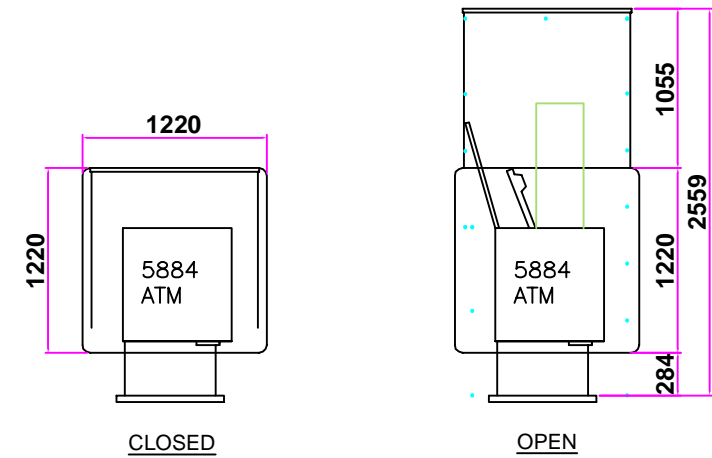


PROPOSED ATM INSTALLATION FOR ALLIANCE & LEICESTER



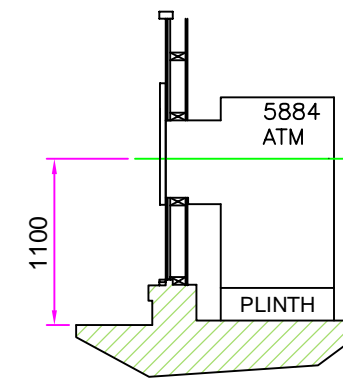
EXISTING PLAN



ENCLOSURE DIMENSIONS



EXISTING ELEVATION



NOTES:
 SHUTTER TO BE MODIFIED
 EXISTING GLASS PANEL TO BE REMOVED.
 LAMINATED PANEL WITH SECURITY STUDWORK,
 ELECTRICS, PLINTH, ATM & BASTION EXPANDABLE
 SECURITY ENCLOSURE IN TO BE INSTALLED.

LAMINATE PANEL
 A 9MM MDF CORE, FACED FORMICA LAMINATE,
 COMPENSATING LAMINATE TO REVERSE
 WALL CONSTRUCTION (SECURITY BACKING)
 100x50mm STUDS @ 400mm CENTRES CLAD WITH
 EXPAMET MESH (1282F)
 + 18mm MDF (SCREWED) + PLASTERBOARD
 (INTERNALLY)

REVISIONS

REV	DESCRIPTION	DATE	NAME

TITLE INSTALLATION OF AN AUTOMATED TELLER MACHINE (ATM)			
CLIENT			
SITE ADDRESS SOMERFIELD, MILTON STREET, SALTBURN BY SEA, CLEVELAND, TS121AE			REV
DRAWN	REF/DRG NO.	DATE	SCALE
PR	CTSOM 1366	13.4.07	1:50
SHEET		2	

DO NOT SCALE EXCEPT FOR PLANNING AND BUILDING REGULATION PURPOSES



Complete **Technical** Services Ltd.

ATM Installation & Project Management